

LD: Thomas Shorrock  
ME: Jacob Owens

---

**TABLE OF CONTENTS**

FOH #7 .....	1	4th Electric .....	12
FOH #5 .....	2	5th Electric .....	13
FOH #4 .....	3	North Handrail Lower .....	14
FOH #3 .....	4	West Handrail Upper .....	14
FOH #2 .....	5	West Handrail Mid .....	15
FOH #1 .....	6	Ctr Pipe .....	15
Ante Pro .....	8	East Handrail Upper .....	16
1st Electric .....	9	East Handrail Mid .....	16
2nd Electric .....	10	West Boom .....	17
3rd Electric .....	11	East Boom .....	17
		Floor .....	18

LD: Thomas Shorrock  
ME: Jacob Owens


**FOH #7**

U#	Purpose	Instrument Type & Accessory	Load	Clr & Gbo	Chan	Addr	Dm
1	House Light	Altman 6" Fresnel+7" Concentric Rings	500w	<input type="radio"/> N/C	(500)	1/19	
2	House Light	Altman 6" Fresnel+7" Concentric Rings	500w	<input type="radio"/> N/C	(500)	1/19	
3	Center Aisle Light	Altman 1kL Zoom+7" Concentric Rings	750w	<input type="radio"/> N/C	(497)	1/17	
4	House Light	Altman 6" Fresnel+7" Concentric Rings	500w	<input type="radio"/> N/C	(500)	1/18	
5	House Light	Altman 6" Fresnel+7" Concentric Rings	500w	<input type="radio"/> N/C	(500)	1/18	
6	House Light	Altman 6" Fresnel+7" Concentric Rings	500w	<input type="radio"/> N/C	(500)	1/18	











## FOH #5

U#	Purpose	Instrument Type & Accessory	Load	Clr & Gbo	Chan	Addr	Dm
1	House Light	Altman 6" Fresnel+7" Barn Door	500w	<input type="radio"/> N/C	(500)	1/30	
2	Blue Front Fill R	Source Four 26+6" Color Extender	575w	<input checked="" type="radio"/> R74	(25)	1/29	
3	Blue Front Fill RC	Source Four 26+6" Color Extender	575w	<input checked="" type="radio"/> R74	(24)	1/28	
4	House Light	Altman 6" Fresnel+7" Barn Door	500w	<input type="radio"/> N/C	(500)	1/30	
5	Color Fill Right	Source Four 26	575w	<input checked="" type="radio"/> R325, <input type="radio"/> R132	(42)	1/27	
6	Color Fill Right	Source Four 26	575w	<input checked="" type="radio"/> R325, <input type="radio"/> R132	(42)	1/27	
7	Blue Front Fill C	Source Four 26+6" Color Extender	575w	<input checked="" type="radio"/> R74	(23)	1/21	
8	House Light	Altman 6" Fresnel+7" Barn Door	500w	<input type="radio"/> N/C	(500)	1/30	
9	Center Ailse Light	Altman 1kL Zoom	750w	<input type="radio"/> N/C	(497)	1/17	
10	House Chand.	Chandelier	400w	<input type="radio"/> N/C	(499)	1/15	
11	Blue Front Fill C	Source Four 26+6" Color Extender	575w	<input checked="" type="radio"/> R74	(23)	1/20	
12	Color fill Left	Source Four 26	575w	<input checked="" type="radio"/> R325, <input type="radio"/> R132	(41)	1/12	
13	House Light	Altman 6" Fresnel+7" Barn Door	500w	<input type="radio"/> N/C	(500)	1/7	
14	Color fill Left	Source Four 26	575w	<input checked="" type="radio"/> R325, <input type="radio"/> R132	(41)	1/12	
15	Blue Front Fill LC	Source Four 26+6" Color Extender	575w	<input checked="" type="radio"/> R74	(22)	1/9	
16	Blue Front Fill L	Source Four 26+6" Color Extender	575w	<input checked="" type="radio"/> R74	(21)	1/8	











**FOH #5**

U#	Purpose	Instrument Type & Accessory	Load	Clr & Gbo	Chan	Addr	Dm
17	House Light	Altman 6" Fresnel+7" Barn Door	500w	 N/C	(500)	1/7	


**FOH #4**

U#	Purpose	Instrument Type & Accessory	Load	Clr & Gbo	Chan	Addr	Dm
1	UR Cool Front	Source Four 26	575w	 R64, R132	(110)	1/64	
2	UR Warm Front	Source Four 26	575w	 R305, R132	(10)	1/63	
3	URC Cool Front	Source Four 26	575w	 R64, R132	(109)	1/60	
4	URC Warm Front	Source Four 26	575w	 R305, R132	(9)	1/57	
5	UC Cool Front	Source Four 26	575w	 R64, R132	(108)	1/56	
6	UC Warm Front	Source Four 26	575w	 R305, R132	(8)	1/53	
7	ULC Cool Front	Source Four 26	575w	 R64, R132	(107)	1/50	
8	ULC Warm Fron	Source Four 26	575w	 R305, R132	(7)	1/49	
9	UL Cool Front	Source Four 26	575w	 R64, R132	(106)	1/46	
10	UL Warm Front	Source Four 26	575w	 R305, R132	(6)	1/45	

## FOH #3

U#	Purpose	Instrument Type & Accessory	Load	Clr & Gbo	Chan	Addr	Dm
1	DR Cool Front	Source Four 36	575w	 R64, R132	(105)	1/62	
2	DR Warm Front	Source Four 36	575w	 R305, R132	(5)	1/61	
3	DRC Cool Front	Source Four 36	575w	 R64, R132	(104)	1/58	
4	DRC Warm Front	Source Four 36	575w	 R305, R132	(4)	1/59	
5	DC Cool Front	Source Four 36	575w	 R64, R132	(103)	1/55	
6	DC Warm Front	Source Four 36	575w	 R305, R132	(3)	1/54	
7	DLC Cool Front	Source Four 36	575w	 R64, R132	(102)	1/52	
8	DLC Warm Front	Source Four 36	575w	 R305, R132	(2)	1/51	
9	DL Cool Front	Source Four 36	575w	 R64, R132	(101)	1/48	
10	DL Warm Front	Source Four 36	575w	 R305, R132	(1)	1/47	

## FOH #2

U#	Purpose	Instrument Type & Accessory	Load	Clr & Gbo	Chan	Addr	Dm
1	House Light	Altman 6" Fresnel+7" Barn Door	500w	 N/C	(500)	1/95	
2	R Gogbo Front Breakup	Source Four 36	575w	  R317, T: R77805	(35)	1/100	
3	RC Gobo Front Breakup	Source Four 36	575w	  R317, T: R77805	(34)	1/98	
4	House Light	Altman 6" Fresnel+7" Barn Door	500w	 N/C	(500)	1/95	
5.1	I*Cue Front Right	Source Four 36	575w	 R132	(722)	1/94	
5.2		Iris [1]	24w		(722)	13/5	
5.3		I-Cue [4]	24w		(722)	13/1	
6	C Gobo Front Breakup	Source Four 36	575w	  R317, T: R77805	(33)	1/91	
7	House Light	Altman 6" Fresnel+7" Barn Door	500w	 N/C	(500)	1/85	
8	C Gobo Front Breakup	Source Four 36	575w	  R317, T: R77805	(33)	1/91	
9.1	I*Cue Front Left	Source Four 36	575w	 R132	(721)	1/86	
9.2		Iris [1]	24w		(721)	13/10	
9.3		I-Cue [4]	24w		(721)	13/6	
10	House Light	Altman 6" Fresnel+7" Barn Door	500w	 N/C	(500)	1/85	
11	LC Gobo Front Breakup	Source Four 36	575w	  R317, T: R77805	(32)	1/82	
12	L Gobo Bront Breakup	Source Four 36	575w	  R317, T: R77805	(31)	1/81	
13	House Light	Source Four 36+7" Barn Door	500w	 N/C	(500)	1/85	

## FOH #1

U#	Purpose	Instrument Type & Accessory	Load	Clr & Gbo	Chan	Addr	Dm
1	HSL / Apron C Cool	Source Four 36	575w	R58, R119	(175)	1/102	
2	HSL / Apron C Warm	Source Four 36	575w	L151, R119	(75)	1/101	
3.1	Apron Down R	Showline SL 155 [16]+7" Concentric Rings			(605)	14/1	
3.2	Non Dim Power		125w		(998)	1/99	
4	Study Front Cool	Source Four 36	575w	R64, R132	(113)	1/97	
5	Study Front Warm	Source Four 36	575w	R305, R132	(13)	1/96	
6.1	Apron Down RC	Showline SL 155 [16]+7" Concentric Rings			(604)	14/17	
6.2	Non Dim Power		125w		(998)	1/99	
7	HSL / Apron L Cool	Source Four 36	575w	R58, R119	(174)	1/93	
8	HSL / Apron L Warm	Source Four 36	575w	L151, R119	(74)	1/92	
9.1	Apron Down C	Showline SL 155 [16]+7" Concentric Rings			(603)	14/33	
9.2	Non Dim Power		125w		(998)	1/99	
10	HSL \ Apron R Cool	Source Four 36	575w	L161, R119	(73)	1/88	
11	HSL \ Apron R Cool	Source Four 36	575w	R58, R119	(173)	1/87	
12.1	Apron Down LC	Showline SL 155 [16]+7" Concentric Rings			(602)	14/49	
12.2	Non Dim Power		125w		(998)	1/99	
13	Stairs Front Cool	Source Four 36	575w	R64, R132	(111)	1/84	






# Instrument Schedule

## FOH #1









U#	Purpose	Instrument Type & Accessory	Load	Clr & Gbo	Chan	Addr	Dm
14	Stairs Front Warm	Source Four 36	575w	R305, R132	(11)	1/83	
15.1	Apron Down L	Showline SL 155 [16]+7" Concentric Rings			(601)	14/65	
15.2	Non Dim Power		125w		(998)	1/99	
16	HSL \ Apron C Cool	Source Four 36	575w	L161, R119	(72)	1/80	
17	HSL \ Apron C Warm	Source Four 36	575w	R58, R119	(172)	1/79	


















**Ante Pro**

U#	Purpose	Instrument Type & Accessory	Load	Clr & Gbo	Chan	Addr	Dm
1	HSL / Down C Cool	Source Four 36	575w	 R58, R119	(181)	1/36	
2	HSL / Down C Warm	Source Four 36	575w	 L151, R119	(81)	1/35	
3		Table Chandelier	120w		(502)	1/32	
4	HSL / Down L Cool	Source Four 36	575w	 R58, R119	(180)	1/34	
5	HSL / Down L Warm	Source Four 36	575w	 L151, R119	(80)	1/33	
6	HSL \ Down R Cool	Source Four 36	575w	 L161, R119	(79)	1/5	
7	HSL \ Down R Warm	Source Four 36	575w	 R58, R119	(179)	1/4	
8	Landing Front Cool	Source Four 36	575w	 R64, R132	(112)	1/3	
9	Landing Front Warm	Source Four 36	575w	 R305, R132	(12)	1/2	
10		Sofa Chandeeler	575w		(501)	1/6	
11	HSL \ Down C Cool	Source Four 36	575w	 L161, R119	(78)	1/1	
12	HSL \ Down C Warm	Source Four 36	575w	 R58, R119	(178)	1/78	

**1st Electric**

U#	Purpose	Instrument Type & Accessory	Load	Clr & Gbo	Chan	Addr	Dm
1	HSL / Mid C Cool	Source Four 36	575w	 R58, R119	(187)	1/138	
2	HSL / Mid C Warm	Source Four 36	575w	 L151, R119	(87)	1/136	
3.1	Down Down R	Showline SL 155 [16]+7" Concentric Rings			(615)	15/1	
3.2	Non Dim Power		125w		(998)	1/119	
4.1	Down Down RC	Showline SL 155 [16]+7" Concentric Rings			(614)	15/17	
4.2	Non Dim Power		125w		(998)	1/134	
5	HSL / Mid L Cool	Source Four 36	575w	 R58, R119	(186)	1/131	
6	HSL / Mid L Warm	Source Four 36	575w	 L151, R119	(86)	1/130	
7.1	Down Down C	Showline SL 155 [16]+7" Concentric Rings			(613)	15/33	
7.2	Non Dim Power		125w		(998)	1/134	
8	HSL \ Mid R Cool	Source Four 36	575w	 L161, R119	(85)	1/125	
9	HSL \ Mid R Warm	Source Four 36	575w	 R58, R119	(185)	1/124	
10.1	Down Down LC	Showline SL 155 [16]+7" Concentric Rings			(612)	15/49	
10.2	Non Dim Power		125w		(998)	1/134	
11.1	Down Down L	Showline SL 155 [16]+7" Concentric Rings			(611)	15/65	
11.2	Non Dim Power		125w		(998)	1/134	
12	HSL \ Mid C Cool	Source Four 36	575w	 L161, R119	(84)	1/115	
13	HSL \ Mid C Warm	Source Four 36	575w	 R58, R119	(184)	1/114	





**2nd Electric**

U#	Purpose	Instrument Type & Accessory	Load	Clr & Gbo	Chan	Addr	Dm
1	Texture Back R	Source Four 36	575w	  R374, T: R78221	(49)	1/135	
2	Text Back RC	Source Four 36	575w	  R374, T: R78221	(48)	1/132	
3	Text Back C	Source Four 36	575w	  R374, T: R78221	(47)	1/127	
4	Text Back C	Source Four 36	575w	  R374, T: R78221	(47)	1/126	
5.1	Backing I Cue	Source Four 36	575w	 R132	(723)	1/123	
5.2		Iris [1]			(723)	13/15	
5.3		I-Cue [4]			(723)	13/20	
6	Text Back LC	Source Four 36	575w	  R374, T: R78221	(46)	1/122	
7	Text Back L	Source Four 36	575w	  R374, T: R78221	(45)	1/117	
8	Window Pattern	Source Four 36	575w	  R75, T: R77138	(503)	1/116	



**3rd Electric**

U#	Purpose	Instrument Type & Accessory	Load	Clr & Gbo	Chan	Addr	Dm
1	HSL / Study Cool	Source Four 50	575w	R58, R119	(195)	1/140	
2	HSL / Study Warm	Source Four 50	575w	L151, R119	(95)	1/139	
3.1	Mid Down R	Showline SL 155 [16]+7" Concentric Rings			(625)	16/1	
3.2	Non Dim Power		125w		(998)	1/75	
4	Portrait	Source Four 36		R372	(504)	1/137	
5.1	Mid Down RC	Showline SL 155 [16]+7" Concentric Rings			(624)	16/17	
5.2	Non Dim Power		125w		(998)	1/134	
6.1	Mid Down C	Showline SL 155 [16]+7" Concentric Rings			(623)	16/33	
6.2	Non Dim Power		125w		(998)	1/134	
7.1	Mid Down LC	Showline SL 155 [16]+7" Concentric Rings			(622)	16/49	
7.2	Non Dim Power		125w		(998)	1/134	
8.1	Mid Downl L	Showline SL 155 [16]+7" Concentric Rings			(621)	16/65	
8.2	Non Dim Power		125w		(998)	1/134	






## 4th Electric

U#	Purpose	Instrument Type & Accessory	Load	Clr & Gbo	Chan	Addr	Dm
1.1	X Light R	Chauvet Hext Par 12 [13]			(828)	17/1	
1.2	Non Dim Power		75w		(998)	1/113	
2.1	Drawing Room Down R	Showline SL 155 [16]+7" Concentric Rings			(628)	17/14	
2.2	Non Dim Power		125w		(998)	1/113	
3.1	X light RC	Chauvet Hext Par 12 [13]			(827)	17/30	
3.2	Non Dim Power		75w		(998)	1/113	
4.1	X Light LC	Chauvet Hext Par 12 [13]			(826)	17/43	
4.2	Non Dim Power		75w		(998)	1/113	
5.1	X Light LC	Chauvet Hext Par 12 [13]			(825)	17/56	
5.2	Non Dim Power		75w		(998)	1/113	
6.1	Drawing Room Down L	Showline SL 155 [16]+7" Concentric Rings			(627)	17/153	
6.2	Non Dim Power		125w		(998)	1/113	
7	HSL / Stair Landing Cool	Source Four 50	575w	 R58, R119	(194)	1/134	
8	HSL / Stair Landing Warm	Source Four 50	575w	 L151, R119	(94)	1/133	
9.1	Stair Landing Down	Showline SL 155 [16]+7" Concentric Rings			(626)	17/85	
9.2	Non Dim Power		125w		(998)	1/113	
10	HSL / Stairs Cool	Source Four 50	575w	 R58, R119	(193)	1/121	
11	HSL / Stairs Warm	Source Four 50	575w	 L151, R119	(93)	1/120	
12.1	X Light R	Chauvet Hext Par 12 [13]			(824)	17/101	
12.2	Non Dim Power		75w		(998)	1/113	
13.1	X light RC	Chauvet Hext Par 12 [13]			(823)	17/114	
13.2	Non Dim Power		75w		(998)	1/113	

**4th Electric**

U#	Purpose	Instrument Type & Accessory	Load	Clr & Gbo	Chan	Addr	Dm
14.1	X Light LC	Chauvet Hext Par 12 [13]			(822)	17/127	
14.2	Non Dim Power		75w		(998)	1/113	
15	HSL \ Stair Landing Cool	Source Four 50	575w	 L161, R119	(91)	1/112	
16	HSL \ Stair Landing Warm	Source Four 50	575w	 R58, R119	(191)	1/111	
17.1	X Light L	Chauvet Hext Par 12 [13]			(821)	17/140	
17.2	Non Dim Power		75w		(998)	1/113	

**5th Electric**

U#	Purpose	Instrument Type & Accessory	Load	Clr & Gbo	Chan	Addr	Dm
1	Window Pattern	Source Four 36	575w	  R75, T: R77138	(507)	1/77	
2	Desk Back	Source Four 50	575w	 R372	(506)	1/76	
3	Window Pattern	Source Four 36	575w	  R75, T: R77138	(505)	1/74	









## North Handrail Lower

U#	Purpose	Instrument Type & Accessory	Load	Clr & Gbo	Chan	Addr	Dm
1.1	Cyc Light	Altman spectracyc SS 100 [608]			(427)	18/20	
1.2	Non Dim Power		125w		(998)	1/143	
2.1	Cyc Light	Altman spectracyc SS 100 [608]			(426)	18/30	
2.2	Non Dim Power		125w		(998)	1/143	
3.1	Cyc Light	Altman spectracyc SS 100 [608]			(425)	18/40	
3.2	Non Dim Power		125w		(998)	1/143	
4.1	Cyc Light	Altman spectracyc SS 100 [608]			(424)	18/50	
4.2	Non Dim Power		125w		(998)	1/143	
5.1	Cyc Light	Altman spectracyc SS 100 [608]			(423)	18/60	
5.2	Non Dim Power		125w		(998)	1/143	
6.1	Cyc Light	Altman spectracyc SS 100 [608]			(422)	18/70	
6.2	Non Dim Power		125w		(998)	1/143	



## West Handrail Upper

U#	Purpose	Instrument Type & Accessory	Load	Clr & Gbo	Chan	Addr	Dm
1	Ramp Light	Altman 1kL Zoom	750w	<input type="radio"/> N/C	(495)	1/37	
2	Step Lights	Altman 1kL Zoom	750w	<input type="radio"/> N/C	(496)	1/38	
3	Step Lights	Altman 1kL Zoom	750w	<input type="radio"/> N/C	(496)	1/38	
4	HSL \ Door Cool	Source Four 36	575w	<input checked="" type="radio"/> L161, R119	(89)	1/44	
5	\ Door Warm	Source Four 36	575w	<input checked="" type="radio"/> R58, R119	(189)	1/43	
6	Run Light	Source Four 36	575w	<input checked="" type="radio"/> R80	(997)	1/73	

**West Handrail Mid**





U#	Purpose	Instrument Type & Accessory	Load	Clr & Gbo	Chan	Addr	Dm
1	HSL \ Apron L Cool	Source Four 36	575w	 L161, R119	(71)	1/109	
2	HSL \ Apron L Warm	Source Four 36	575w	 R58, R119	(171)	1/110	
3	HSL \ Down L Cool	Source Four 36	575w	 L161, R119	(77)	1/39	
4	HSL \ Down L Warm	Source Four 36	575w	 R58, R119	(177)	1/40	
5	HSL \ Mid L Cool	Source Four 36	575w	 L161, R119	(83)	1/41	
6	HSL \ Mid L Warm	Source Four 36	575w	 R58, R119	(183)	1/42	
7	HSL \ Stairs Cool	Source Four 36	575w	 L161, R119	(90)	1/112	
8	HSL \ Stairs Warm	Source Four 36	575w	 R58, R119	(190)	1/111	
9.1	Cyc Light	Altman spectracyc SS 100 [608]			(421)	18/70	
9.2	Non Dim Power		125w		(998)	1/143	

**Ctr Pipe**







U#	Purpose	Instrument Type & Accessory	Load	Clr & Gbo	Chan	Addr	Dm
1	HSL \ Study Cool	Source Four 50	575w	 L161, R119	(92)	1/129	
2	HSL \ Study Warm	Source Four 50	575w	 R58, R119	(192)	1/128	











**East Handrail Upper**

U#	Purpose	Instrument Type & Accessory	Load	Clr & Gbo	Chan	Addr	Dm
1	Ramp Light	Altman 1kL Zoom	750w	 N/C	(495)	1/72	
2	Step Lights	Altman 1kL Zoom	750w	 N/C	(498)	1/71	
3	Step Lights	Altman 1kL Zoom	750w	 N/C	(498)	1/71	
4	Run Light	Source Four 36	575w	 R80	(997)	1/73	









**East Handrail Mid**

U#	Purpose	Instrument Type & Accessory	Load	Clr & Gbo	Chan	Addr	Dm
1	HSL / Apron R Warm	Source Four 36	575w	 L151, R119	(76)	1/144	
2	HSL / Apron R Cool	Source Four 36	575w	 R58, R119	(176)	1/143	
3	HSL / Down R Warm	Source Four 36	575w	 L151, R119	(82)	1/70	
4	HSL / Down R Cool	Source Four 36	575w	 R58, R119	(182)	1/69	
5	HSL / Mid R Warm	Source Four 36	575w	 L151, R119	(88)	1/68	
6	HSL / Mid R Cool	Source Four 36	575w	 R58, R119	(188)	1/67	
7.1	Cyc Light	Altman spectracyc SS 100 [608]			(428)	18/1	
7.2	Non Dim Power		125w		(998)	1/143	

**West Boom**

U#	Purpose	Instrument Type & Accessory	Load	Clr & Gbo	Chan	Addr	Dm
1	Wash Left	Source Four 36+6" Top Hat	575w	 R346	(651)	1/153	
2	Wash Right	Source Four 36+6" Top Hat	575w	 R346	(651)	1/153	
3	Wash Left	Source Four 36+6" Top Hat	575w	 R74	(653)	1/155	
4	Wash Right	Source Four 36+6" Top Hat	575w	 R74	(653)	1/155	
5	Wash Left	Source Four 36+6" Top Hat	575w	 R21	(652)	1/151	
6	Wash Right	Source Four 36+6" Top Hat	575w	 R21	(652)	1/151	
7	Wash Left	Source Four 36+6" Top Hat	575w	 R77	(654)	1/154	
8	Wash Right	Source Four 36+6" Top Hat	575w	 R77	(654)	1/154	
9.1	Mover	VL 1000 TSD [27]+6" Top Hat	575w		(701)	11/1	
9.2	Non Dim Power		1.1kW		(998)	1/185	

**East Boom**

U#	Purpose	Instrument Type & Accessory	Load	Clr & Gbo	Chan	Addr	Dm
1	Wash Right	Source Four 36+6" Top Hat	575w	 R76	(655)	1/184	
2	Wash Left	Source Four 36+6" Top Hat	575w	 R76	(655)	1/184	
3	Wash Right	Source Four 36+6" Top Hat	575w	 R20	(657)	1/182	
4	Wash Left	Source Four 36+6" Top Hat	575w	 R20	(657)	1/182	
5	Wash Right	Source Four 36+6" Top Hat	575w	 R21	(656)	1/181	
6	Wash Left	Source Four 36+6" Top Hat	575w	 R21	(656)	1/181	
7	Wash Right	Source Four 36+6" Top Hat	575w	 R77	(658)	1/183	
8	Wash Left	Source Four 36+6" Top Hat	575w	 R77	(658)	1/183	
9	Mover	VL 1000 TSD [27]+6" Top Hat	575w		(702)	12/1	
9.2	Non Dim Power		1.1kW		(998)	1/155	

# Instrument Schedule

## Floor










U#	Purpose	Instrument Type & Accessory	Load	Clr & Gbo	Chan	Addr	Dm
1	Lamp	Pratical	120w		(511)		
2	Sconce	Pratical	120w		(512)		
3	Scone	Pratical	120w		(513)		
4	Pendant Light	Pratical	120w		(514)		











LD: Thomas Shorrock

ME: Jacob Owens

**COLOR COUNT**

## Color Cuts

 L151	6.25 size, 6.25" X 6.25"	12 cuts
-----		
Total:		12 cuts
 L161	6.25 size, 6.25" X 6.25"	13 cuts
-----		
Total:		13 cuts
 R305	6.25 size, 6.25" X 6.25"	13 cuts
-----		
Total:		13 cuts
 R317	6.25 size, 6.25" X 6.25"	6 cuts
-----		
Total:		6 cuts
 R20	6.25 size, 6.25" X 6.25"	2 cuts
-----		
Total:		2 cuts
 R21	6.25 size, 6.25" X 6.25"	4 cuts
-----		
Total:		4 cuts
 R325	6.25 size, 6.25" X 6.25"	4 cuts
-----		
Total:		4 cuts
 R346	6.25 size, 6.25" X 6.25"	2 cuts
-----		
Total:		2 cuts
 R58	6.25 size, 6.25" X 6.25"	25 cuts
-----		
Total:		25 cuts

 R64	6.25 size, 6.25" X 6.25"	13 cuts
-----		
Total:		13 cuts
 R372	6.25 size, 6.25" X 6.25"	2 cuts
-----		
Total:		2 cuts
 R74	6.25 size, 6.25" X 6.25"	8 cuts
-----		
Total:		8 cuts
 R374	6.25 size, 6.25" X 6.25"	6 cuts
-----		
Total:		6 cuts
 R75	6.25 size, 6.25" X 6.25"	3 cuts
-----		
Total:		3 cuts
 R76	6.25 size, 6.25" X 6.25"	2 cuts
-----		
Total:		2 cuts
 R77	6.25 size, 6.25" X 6.25"	4 cuts
-----		
Total:		4 cuts
 R80	6.25 size, 6.25" X 6.25"	2 cuts
-----		
Total:		2 cuts
 R119	6.25 size, 6.25" X 6.25"	50 cuts
-----		
Total:		50 cuts
 R132	6.25 size, 6.25" X 6.25"	33 cuts
-----		
Total:		33 cuts

---

**COLOR FRAMES**

Instrument Type	Frame Label	Size	Per Ckt	Per Sheet
Altman 6" Fresnel	7.5"	7.5" X 7.5"	1	6
Altman 1kL Zoom	7.5"	7.5" X 7.5"	1	6
Source Four 26	6.25	6.25" X 6.25"	1	9
Source Four 36	6.25	6.25" X 6.25"	1	9
Source Four 50	6.25	6.25" X 6.25"	1	9
Chandelier			1	
Iris [1]			1	
I-Cue [4]			1	
Showline SL 155 [16]			1	
Table Chandelieer			1	
Sofa Chandeeler			1	
Chauvet Hext Par 12 [13]			1	
Altman spectracyc SS 100 [608]			1	
Pratical			1	
VL 1000 TSD [27]			1	

LD: Thomas Shorrock  
ME: Jacob Owens

**GOBO COUNT**

---

R77805

6 B size

6 Total



R78221

6 B size

6 Total



R77138

3 B size

3 Total



Studio I  
Preliminary Cue list

Page	Cue	Description
<b>Setup</b>		
	3	General Work lights
	5	Mover Check
	7	Lamp Check
	9	Blackout Check

<b>Preshow</b>		
	10	Preshow
	12	House ½ + curtain speech
	14	Curtain speech out
	<del>16</del>	<del>House out</del>
	18	Blackout

**Act I—Morning Light the light shines through the French windows; Past crack of dawn; September**

243	20	Lights up in the room	filtered light through windows; lights on dimly
244	22	As Tesman opens curtains	Light increases in room through windows; piano area lights
244	24	<i>B: Oh but mis juju</i>	Lights focus Down C+R; ghost glow the painting
245	26	<i>Tessman X to Parlor</i>	Add lights in Parlor
246	28	<i>Prior to George Entering</i>	Add lights to stairs; general illumination
247	30	<i>As they sit in Sofa Area</i>	Focus to sofa area; steps fade
250	32	<i>As T x to Stove Area</i>	Opens downstage path channel lighting
251	34	<i>Prior to Hedda Entering</i>	Staircase lights add
252	36	<i>As Hedda Closes drapes</i>	Darken room to artificial light; fade steps; Painting glows; Hedda X to this area
255	38	<i>As T exits</i>	Exiting hallway
255	40	<i>As H opens curtains</i>	Daylight
255	42	<i>H: I hardly know her</i>	parlor highlight
256	44	<i>H: Oh</i>	Add piano focus light
257	46	B Enters	Restore area light
258	48	In Seating area	Focus to seating area
260	50	As X To Study	Add study light
261	52	To Hedda	Focus to couch; backlight on Tesman at desk
265	54	X to Gaming table	Focus adds gaming table
266	56	Tessman stands to exit	restore full area
267	58	B Enters	setup judge entrance
268	60	As B + T sit	focus to sitting area
270	62	<i>T: Why do you think</i>	Opens up area
272	64	<i>H: I won't be able to have</i>	Portrait flares; desk area up
274	66	<i>H picks up pistol</i>	Strong Black
274	68	<i>End of act</i>	Fade to black; delay back on Hedda w/ guns



## Hedda Gabbler

9/24/21

Page 2 of 3

### Studio I Preliminary Cue list

Act II: Afternoon in September; French windows open and through aisle

273	70	Lights up for scene	L + aisle for Brack entrance
273	72	As Brack Enters Stage	Fade aisle lights
277	74	<i>H: or the husband</i>	add downstage alley
278	76	T Enters	Add upstage entrance; to game table
280	78	<i>B: Was that all</i>	Table area becomes an island for Hedda
281	80	B: X to Hedda	restore away from island look; add study
282	82	<i>H: Be Quiet</i>	isolate to doorway looking out
282	84	T About to Enter	Restore and stair lights
284	86	E Enters	Build out area for Elert; fade stairs; portrait and study lights
287	88	X To Table	focus to table area
288	90	E+T in Rear room	Sofa area pulls in, desk backlit, Brack spot
289	92	T X to Sofa	Lights open up
289	94	T Exit	restore
290	96	T X to sofa	Lights open up
290	98	T Exit	restore
291	100	<i>L: Yes Hedda, Yes!</i>	Portrait glows
292	102	<i>H: A dreadful moment</i>	Portrait fades; slow fade to grow darker in the room for the evening
293	104	B enters	turns on light; rooms brightens
297	106	B+T rejoin group	Opens; back desk fades
298	108	As group exits	lantern light sitting room + table
299	110	Fade to Black	Backing pool on Hedda Right center as we fade to black

Intermission

112	Intermission
114	House ½
116	House out
118	Blackout

Act III: Dim lantern light in the room; stove barely burning, on the settee and sofa asleep,

300	120	Dim scene light	
300	122	As B puts out lamp	dims fake night room; in study
302	124	As opens curtain	Night sun in the room
303	126	As stoking fire	fire light flares up
303	128	<i>T: Have you been anxious</i>	Build slowly towards stove and table
305	130	T opens the package	Heat table and Hedda
306	132	<i>H: By the way</i>	Opens across stage
307	134	X To sitting room	lights add to sitting room; counter bookcase
311	136	Judge exits	add aisle
312	138	E bursts in	bright light; stairs included
313	140	<i>L: I don't intend to do any</i>	Down right, Hedda Up C Watching

Thomas M. Shorrock—Lighting Design  
(561) 452-0507  
Email: shorrock@bellsouth.net

## Hedda Gabbler

9/24/21

Page 3 of 3

### Studio I Preliminary Cue list

314	142	<i>E: Do you know</i>	Counter points Down L, R Hedda Up C
314	144	<i>E: Except—darkness</i>	pools fade and restore
315	146	<i>H: About the manuscript</i>	Pull to sitting area
316	148	<i>L: Nowhere</i>	Opens to game table
316	150	<i>H: Wait. I want to</i>	The portal grows
317	152	<i>H: focuses to Hedda at the stove</i>	
317	154	Fade to Black	Blackout as we backlight stove to Hedda

#### Act 4: Evening in the drawing room in darkness

318	156	lights	Backlight on Hedda on stairs, dim room
318	158	Berta enters	lights as lamp
318	160	Tesman enters	Opens wider
319	162	Tesman enters	A Bit righter; add study and general
320	164	<i>T: I'm so worried</i>	highlight sitting area
321	166	<i>H: I've burned it</i>	Just angry
323	168	E Enters	Remove angry
324	170	Brack enters	shift for Brack
326	172	<i>H: I am saying there's</i>	Hedda finds control
327	174	<i>H; Ah!</i>	Hedda loses control
327	176	As T + E go to rear room	Split focus with dim light on table
328	178	<i>H: I'm not answering</i>	Focus down to garden door
329	180	<i>H That's impossible</i>	Lights open up a bit
329	182	<i>T+ E stand up</i>	Scene study + table and areas
330	184	H Crosses stage	table silhouette sitting/door bright
331	186	<i>H: I'd rather die</i>	She is defeated by Brack
332	188	<i>H: Still not free</i>	The general glows; room brightens
333	190	H: Closes curtain	lights out in room (no shadow puppet
334	192	A Shot	Flash of light
334	194	Curtain flung open	light on hedda
334	196	<i>B: Do such things!</i>	Fade to black
334	198	Curtain Call	
334	200	Post show lights	